

# FAQ:

## Minimally Invasive Surgery

**Q: Is this the same technology that is used in human surgery?**

**A:** Yes. We utilize the same level of technology that has become the standard of care in human medicine over the past 25 years.

**Q: If an open procedure is done with a small incision, is there a benefit to laparoscopy?**

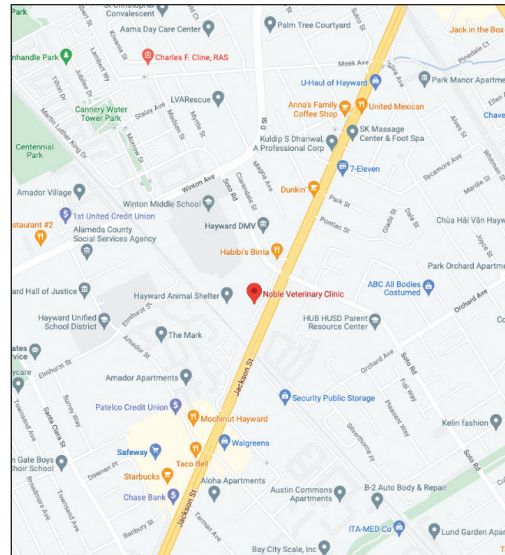
**A:** The visualization and magnification of laparoscopic equipment allows a more precise surgery with ultimately less trauma and pain. Reduced pain may also require less anesthesia during the operation. Plus, multiple smaller incisions have less risk of infection and heal more quickly.

**Q: How long will my pet need to be confined after laparoscopic surgery?**

**A:** This is one of the biggest benefits of minimally invasive surgery! We recommend 2-3 days of reduced activity. However, they will still need to avoid baths and swimming for 7-14 days.

**Q: Is it dangerous to only remove the ovaries?**

**A:** There is no real benefit in removing the uterus of a young, healthy animal. Initially, it was believed to prevent problems later in life. However, many papers have since refuted this rationale. Malignant uterine cancer is very uncommon in dogs. By simply removing the ovaries, hormones that may cause uterine cancers and infections are eliminated.



## NOBLE Veterinary Clinic

36 Barnes Court  
Hayward, CA 94544

**(510) 537-3292**


[www.noblevet.com](http://www.noblevet.com)

*Consult with your veterinarian regarding  
referral for evaluation and surgery.*

**vetOvation**  
[www.vetOvation.com](http://www.vetOvation.com)

## MINIMALLY INVASIVE SURGERY

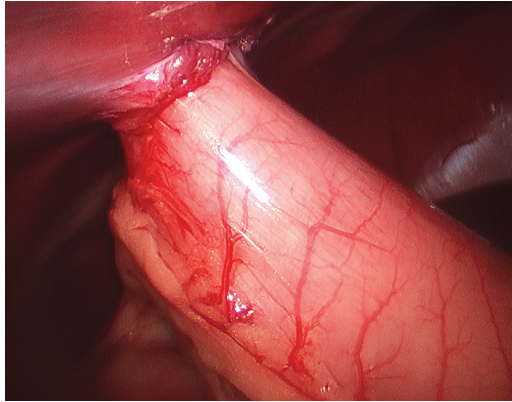
## Laparoscopy



## NOBLE Veterinary Clinic

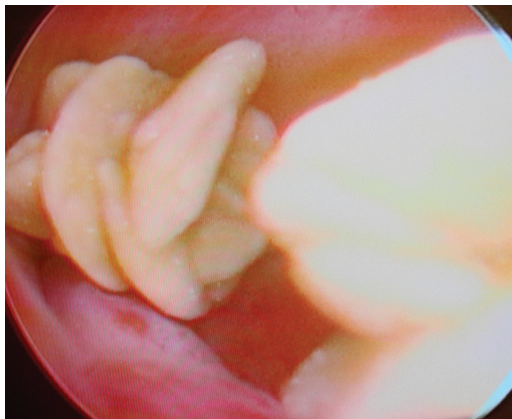


## MINIMALLY INVASIVE PROCEDURES



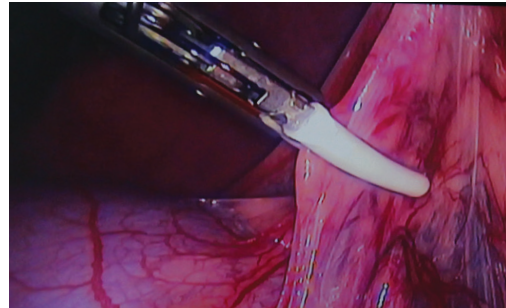
### + Prophylactic gastropexy

Prophylactic gastropexy is recommended for all at-risk breeds. Laparoscopy allows excellent visualization and very quick recovery times.



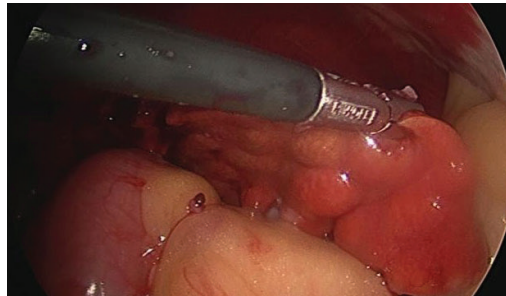
### + Cystoscopy (bladder stone removal)

This procedure is used to examine the bladder with a scope to remove stones and take tissue samples.



### + LOVE Spay

LOVE spay is short for a Laparoscopic OVE (ovariectomy). This is a minimally invasive spay that removes the ovaries from healthy animals and has been shown to be a less painful alternative to traditional spays.



### + Liver Biopsy

Direct visualization during laparoscopy provides more comprehensive information than ultrasound.



### + Otoscopy/Rhinoscopy

We utilize high quality imaging to pinpoint recurrent and underlying problems inside the ear and the nose for better diagnosis and treatment.



## LOVE Spay

A LOVE spay is short for a Laparoscopic OVE (ovariectomy). With this technique, 2-3 small incisions are made into the abdomen and laparoscopic equipment is used to perform the procedure.

## Why LOVE Spay?

- 🐾 Laparoscopic spays have been shown to cause 65% less pain than traditional spays. This means a faster recovery and less trauma to the patient.
- 🐾 There is less risk of infection with smaller surgical incisions.
- 🐾 Activity restriction is only recommended for the first 2-3 days after a LOVE spay versus 7-14 days for a traditional spay.
- 🐾 Improved visualization and magnification increases operative precision and reduces blood loss